


مجلس تنظيم مزاولة المهن الهندسية

The Council for Regulating the
Practice of Engineering Professions



Quarterly Report

June 2015

أعضاء مجلس تنظيم مزاولة المهن الهندسية



الدكتورة وفاء المنصوري
عضو المجلس




المهندس مازن أحمد العمران
عضو المجلس



المهندس خالد المهدي
نائب الرئيس



المهندس عبدالمجيد القصاب
الرئيس




الدكتور جميل العلوي
عضو المجلس



المهندسة عفت رضا حسين
عضو المجلس



المهندس عبدالغني خلف
عضو المجلس

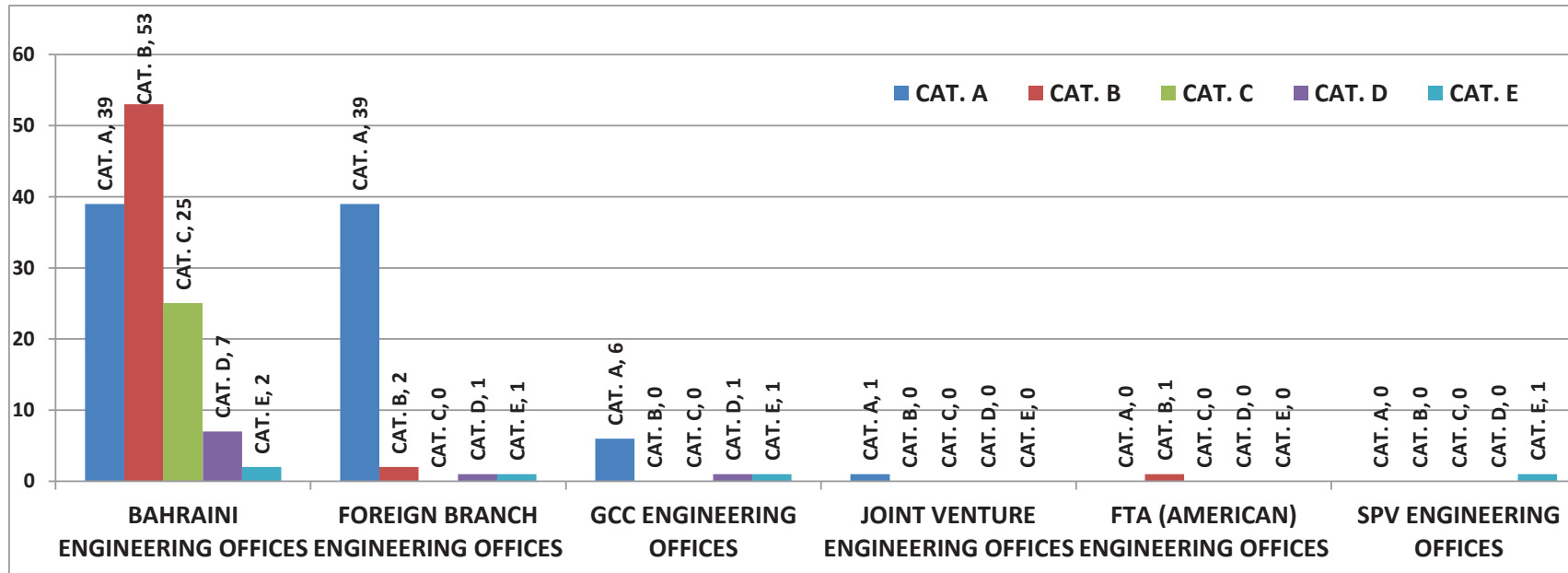


مجلس تنظيم مزاولة المهن الهندسية

The Council for Regulating the
Practice of Engineering Professions

بيانات المكاتب الهندسية والمهندسين

BAHRAINI, FOREIGN BRANCH, GC, JV, FTA & SPV ENGINEERING OFFICES LICENSED AS AT JUNE 2015



BAHRAINI, FOREIGN BRANCH, GC, JV, FTA & SPV ENGINEERING OFFICES LICENSED AS JUNE 2015

	CAT. A	CAT. B	CAT. C	CAT. D	CAT. E
BAHRAINI ENGINEERING OFFICES	39	53	25	7	2
FOREIGN BRANCH ENGINEERING OFFICES	39	2	0	1	1
GCC ENGINEERING OFFICES	6	0	0	1	1
JOINT VENTURE ENGINEERING OFFICES	1	0	0	0	0
FTA (AMERICAN) ENGINEERING OFFICES	0	1	0	0	0
SPV ENGINEERING OFFICES	0	0	0	0	1

DISTRIBUTION OF ENGINEERING CATEGORIES OVER ENGINEERING PROFESSIONS FOR LICENSED ENGINEERING OFFICES AS AT JUNE 2015

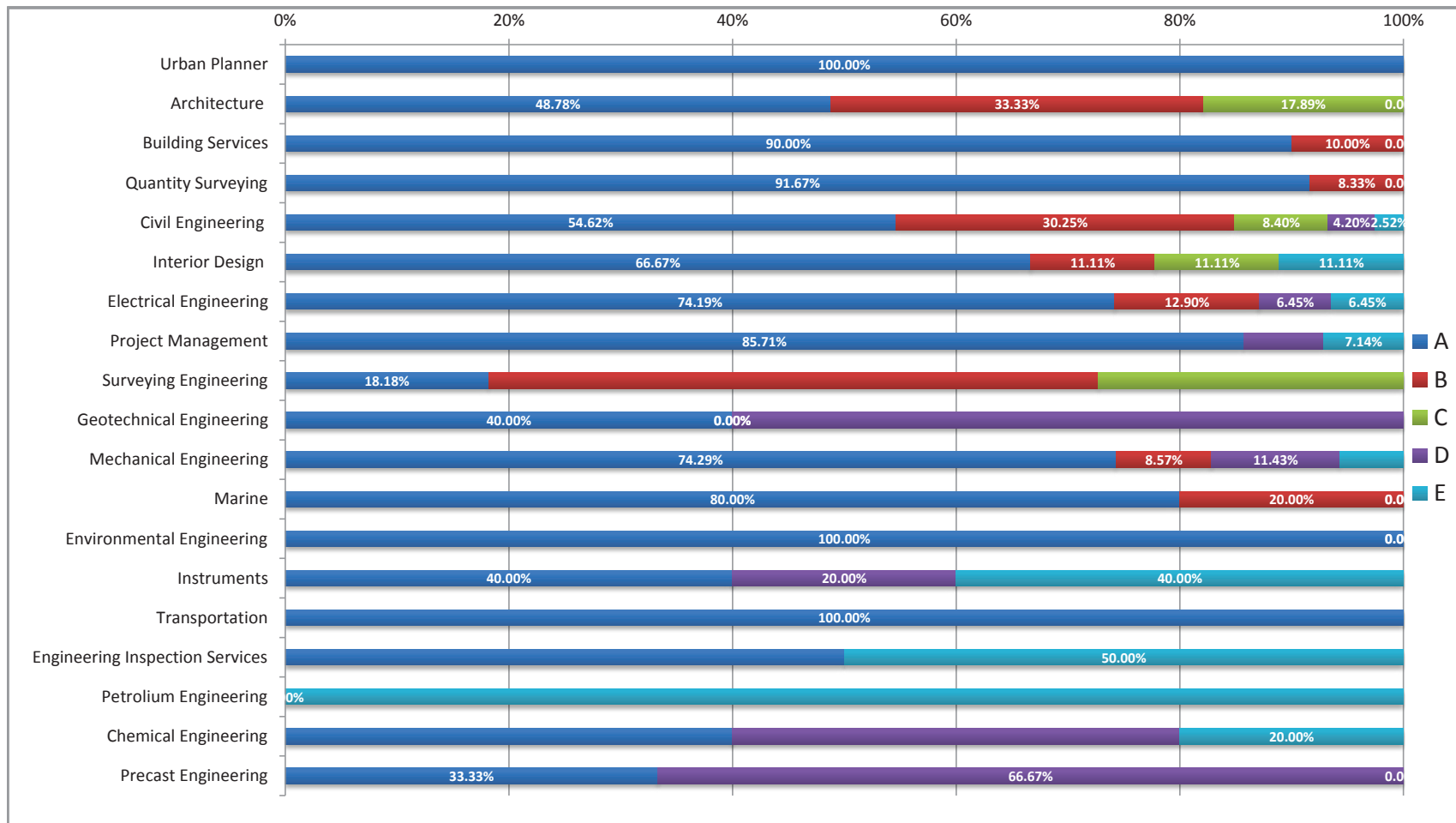
Category/ Profession	Urban Planner	Architec ture	Building Services	Quantity Surveying	Civil Engineer ing	Interior Design	Electrical Engineerin g	Project Manage ment	Surveying Engineeri ng	Geotechnical Engineering	Mechanical Engineering	Marine	Environ mental Engineer ing	Instrum ents	Transpor tation	Engineer ing Inspecti on Services	Petroleum Engineering	Chemical Engineerin g	Precast Engineerin g	Total
A	6	60	9	11	65	6	23	12	2	2	26	4	4	2	2	1	0	2	1	238
B	0	41	1	1	36	1	4	0	6	0	3	1	0	0	0	0	0	0	0	94
C	0	22	0	0	10	1	0	0	3	0	0	0	0	0	0	0	0	0	0	36
D	0	0	0	0	5	0	2	1	0	3	4	0	0	1	0	0	0	2	2	20
E	0	0	0	0	3	1	2	1	0	0	2	0	0	2	0	1	1	1	0	14
Total	6	123	10	12	119	9	31	14	11	5	35	5	4	5	2	2	1	5	3	402

Count of registered Engineering offices with the CRPEP in each profession and category

Category/ Profession	Urban Planner	Architec ture	Building Services	Quantity Surveying	Civil Engineer ing	Interior Design	Electrical Engineerin g	Project Manage ment	Surveying Engineeri ng	Geotechnical Engineering	Mechanical Engineering	Marine	Environ mental Engineer ing	Instrum ents	Transpor tation	Engineer ing Inspecti on Services	Petroleum Engineering	Chemical Engineerin g	Precast Engineerin g
A	100.00%	48.78%	90.00%	91.67%	54.62%	66.67%	74.19%	85.71%	18.18%	40.00%	74.29%	80.00%	100.00%	40.00%	100.00%	50.00%	0.00%	40.00%	33.33%
B	0.00%	33.33%	10.00%	8.33%	30.25%	11.11%	12.90%	0.00%	54.55%	0.00%	8.57%	20.00%	0.00%	0.00%	0.00%	0.00%	0.00%	0.00%	0.00%
C	0.00%	17.89%	0.00%	0.00%	8.40%	11.11%	0.00%	0.00%	27.27%	0.00%	0.00%	0.00%	0.00%	0.00%	0.00%	0.00%	0.00%	0.00%	0.00%
D	0.00%	0.00%	0.00%	0.00%	4.20%	0.00%	6.45%	7.14%	0.00%	60.00%	11.43%	0.00%	0.00%	20.00%	0.00%	0.00%	0.00%	40.00%	66.67%
E	0.00%	0.00%	0.00%	0.00%	2.52%	11.11%	6.45%	7.14%	0.00%	0.00%	5.71%	0.00%	0.00%	40.00%	0.00%	50.00%	100.00%	20.00%	0.00%
Total	100.00%	100.00%	100.00%	100.00%	100.00%	100.00%	100.00%	100.00%	100.00%	100.00%	100.00%	100.00%	100.00%	100.00%	100.00%	100.00%	100.00%	100.00%	100.00%

Percentage of registered Engineering offices with the CRPEP in each category for every profession

DISTRIBUTION OF ENGINEERING CATEGORIES OVER ENGINEERING PROFESSIONS FOR LICENSED ENGINEERING OFFICES AS AT JUNE 2015



DISTRIBUTION OF ENGINEERING CATEGORIES OVER ENGINEERING PROFESSIONS FOR LICENSED ENGINEERING OFFICES AS AT JUNE 2015

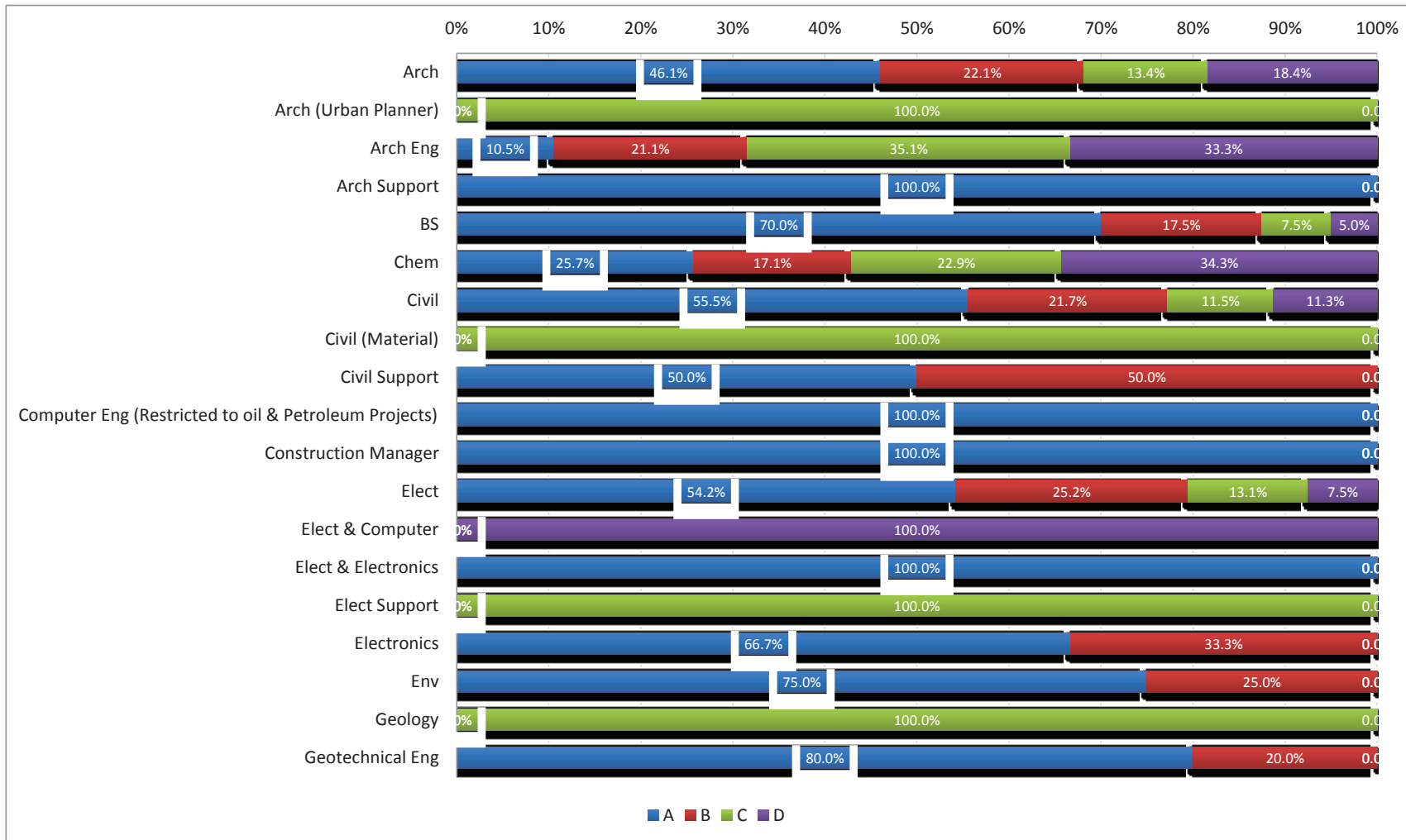
Category / Profession	Arch	Arch (Urban Planner)	Arch Eng	Arch Support	BS	Chem	Civil	Civil (Material)	Civil Support	Computer Eng (Restricted to oil & Petroleum Projects)	Construction Manager	Elect	Elect & Computer	Elect & Electronics	Elect Support	Electronics	Env	Geology	Geotechnical Eng	ID	IE	Industrial (Mech) Eng	Industrial Eng	Instrumentation & Control	Interior Arch
A	175	0	6	1	28	9	271	0	2	1	1	58	0	1	0	2	6	0	4	5	5	0	0	2	0
B	84	0	12	0	7	6	106	0	2	0	0	27	0	0	0	1	2	0	1	5	0	0	0	0	0
C	51	1	20	0	3	8	56	1	0	0	0	14	0	0	2	0	0	1	0	4	1	0	0	0	0
D	70	0	19	0	2	12	55	0	0	0	0	8	1	0	0	0	0	0	0	5	0	1	1	1	1
Total	380	1	57	1	40	35	488	1	4	1	1	107	1	1	2	3	8	1	5	19	6	1	1	3	1

Landscap e Architect	LS	Marine	Mech	Mech Support	Mechatronics	MEP Support	Mining Eng	Petrol	PM	QS	Reservoir	Sanitary Eng	Urban Planner	Electronics & Instrumentation	Transportation Eng	Grand Total
4	14	7	69	1	0	1	0	3	24	25	0	2	8	1	4	740
0	6	6	28	0	0	0	0	2	9	6	1	0	0	0	0	311
0	7	2	10	0	0	0	0	3	0	3	0	0	1	0	0	188
1	0	2	23	0	1	0	1	6	0	6	0	0	0	0	0	216
5	27	17	130	1	1	1	1	14	33	40	1	2	9	1	4	1455

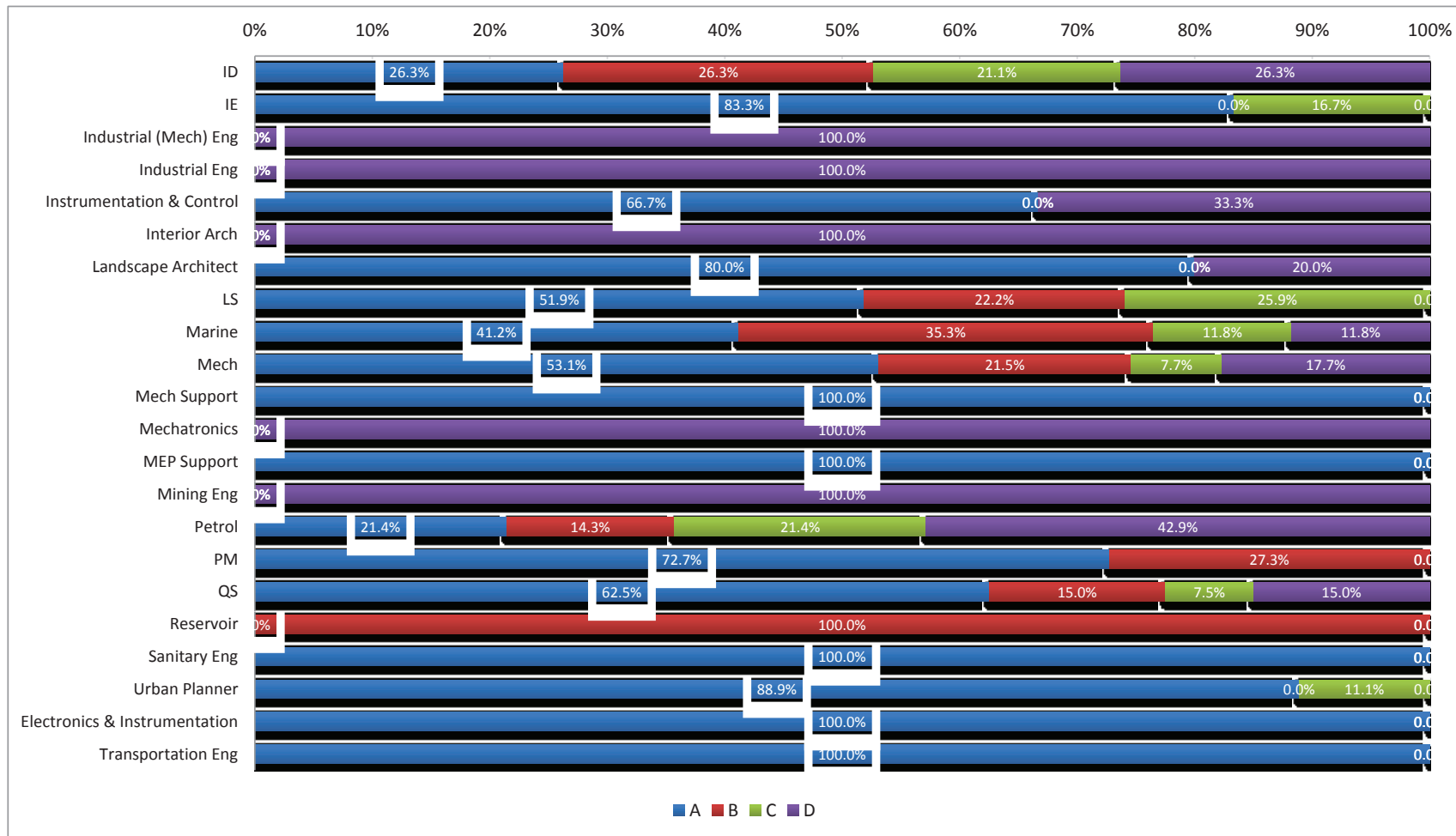
Category / Profession	Arch	Arch (Urban Planner)	Arch Eng	Arch Support	BS	Chem	Civil	Civil (Material)	Civil Support	Computer Eng (Restricted to oil & Petroleum Projects)	Construction Manager	Elect	Elect & Computer	Elect & Electronics	Elect Support	Electronics	Env	Geology	Geotechnical Eng	ID	IE	Industrial (Mech) Eng	Industrial Eng	Instrumentation & Control	Interior Arch
A	46.1%	0.0%	10.5%	100.0%	70.0%	25.7%	55.5%	0.0%	50.0%	100.0%	100.0%	54.2%	0.0%	100.0%	0.0%	66.7%	75.0%	0.0%	80.0%	26.3%	83.3%	0.0%	0.0%	66.7%	0.0%
B	22.1%	0.0%	21.1%	0.0%	17.5%	17.1%	21.7%	0.0%	50.0%	0.0%	0.0%	25.2%	0.0%	0.0%	0.0%	33.3%	25.0%	0.0%	20.0%	26.3%	0.0%	0.0%	0.0%	0.0%	0.0%
C	13.4%	100.0%	35.1%	0.0%	7.5%	22.9%	11.5%	100.0%	0.0%	0.0%	0.0%	13.1%	0.0%	0.0%	100.0%	0.0%	0.0%	100.0%	0.0%	21.1%	16.7%	0.0%	0.0%	0.0%	0.0%
D	18.4%	0.0%	33.3%	0.0%	5.0%	34.3%	11.3%	0.0%	0.0%	0.0%	0.0%	7.5%	100.0%	0.0%	0.0%	0.0%	0.0%	0.0%	0.0%	26.3%	0.0%	100.0%	100.0%	33.3%	100.0%
Total	100.0%	100.0%	100.0%	100.0%	100.0%	100.0%	100.0%	100.0%	100.0%	100.0%	100.0%	100.0%	100.0%	100.0%	100.0%	100.0%	100.0%	100.0%	100.0%	100.0%	100.0%	100.0%	100.0%	100.0%	100.0%

Landscap e Architect	LS	Marine	Mech	Mech Support	Mechatronics	MEP Support	Mining Eng	Petrol	PM	QS	Reservoir	Sanitary Eng	Urban Planner	Electronics & Instrum	Transportation Eng	Grand Total
80.0%	51.9%	41.2%	53.1%	100.0%	0.0%	100.0%	0.0%	21.4%	72.7%	62.5%	0.0%	100.0%	88.9%	100.0%	100.0%	50.9%
0.0%	22.2%	35.3%	21.5%	0.0%	0.0%	0.0%	0.0%	14.3%	27.3%	15.0%	100.0%	0.0%	0.0%	0.0%	0.0%	21.4%
0.0%	25.9%	11.8%	7.7%	0.0%	0.0%	0.0%	0.0%	21.4%	0.0%	7.5%	0.0%	0.0%	11.1%	0.0%	0.0%	12.9%
20.0%	0.0%	11.8%	17.7%	0.0%	100.0%	0.0%	100.0%	42.9%	0.0%	15.0%	0.0%	0.0%	0.0%	0.0%	0.0%	14.8%
100.0%	100.0%	100.0%	100.0%	100.0%	100.0%	100.0%	100.0%	100.0%	100.0%	100.0%	100.0%	100.0%	100.0%	100.0%	100.0%	100.0%

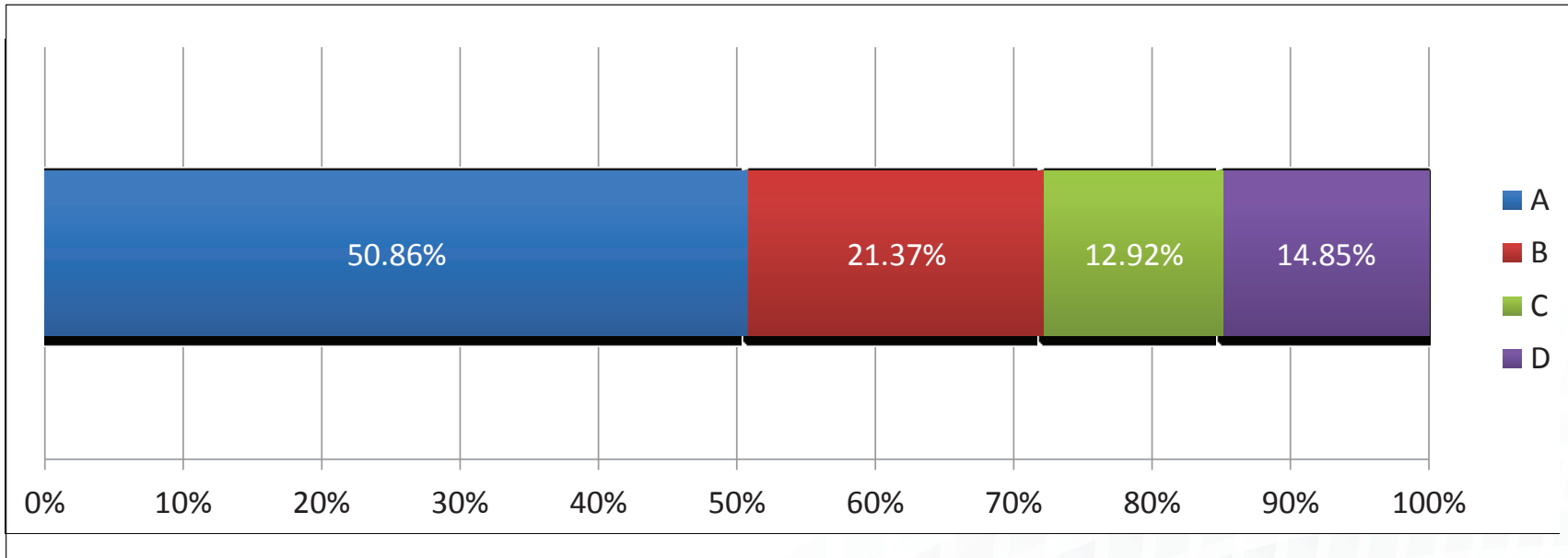
DISTRIBUTION OF ENGINEERS' CATEGORIES OVER ENGINEERING PROFESSIONS FOR LICENSED ENGINEERS AT LICENSED ENGINEERING OFFICES AS AT JUNE 2015



DISTRIBUTION OF ENGINEERS' CATEGORIES OVER ENGINEERING PROFESSIONS FOR LICENSED ENGINEERS AT LICENSED ENGINEERING OFFICES AS AT JUNE 2015



DISTRIBUTION OF ENGINEERING CATEGORIES OF LICENSED ENGINEERS AT LICENSED ENGINEERING OFFICES AS AT JUNE 2015




Engineer Category	Total	Percent
A	740	50.86%
B	311	21.37%
C	188	12.92%
D	216	14.85%
Total	1455	100.00%

DISTRIBUTION OF ENGINEERING DISCIPLINES OVER LICENSED ENGINEERS AT LICENSED ENGINEERING OFFICE

Engineer Profession	Total	Percent
Arch	380	26.12%
Arch (Urban Planner)	1	0.07%
Arch Eng	57	3.92%
Arch Support	1	0.07%
BS	40	2.75%
Chem	35	2.41%
Civil	488	33.54%
Civil (Material)	1	0.07%
Civil Support	4	0.27%
Computer Eng (Restricted to oil & Petroleum Projects)	1	0.07%
Construction Manager	1	0.07%
Elect	107	7.35%
Elect & Computer	1	0.07%
Elect & Electronics	1	0.07%
Elect Support	2	0.14%
Electronics	3	0.21%
Electronics & Instrumentation	1	0.07%
Env	8	0.55%
Geology	1	0.07%
Geotechnical Eng	5	0.34%
ID	19	1.31%
IE	6	0.41%

Engineer Profession	Total	Percent
Industrial (Mech) Eng	1	0.07%
Industrial Eng	1	0.07%
Instrumentation & Control	3	0.21%
Interior Arch	1	0.07%
Landscape Architect	5	0.34%
LS	27	1.86%
Marine	17	1.17%
Mech	130	8.93%
Mech Support	1	0.07%
Mechatronics	1	0.07%
MEP Support	1	0.07%
Mining Eng	1	0.07%
Petrol	14	0.96%
PM	33	2.27%
QS	40	2.75%
Reservoir	1	0.07%
Sanitary Eng	2	0.14%
Urban Planner	9	0.62%
Transportation Eng	4	0.27%
Total	1455	100.00%



مجلس تنظيم مزاولة المهن الهندسية

The Council for Regulating the
Practice of Engineering Professions

المهندسين المرخصين لدى شركات المقاولات

DISTRIBUTION OF ENGINEER'S CATEGORIES OVER ENGINEERING PROFESSIONS FOR LICENSED ENGINEERS WITH CONTRACTORS AS AT JUNE 2015

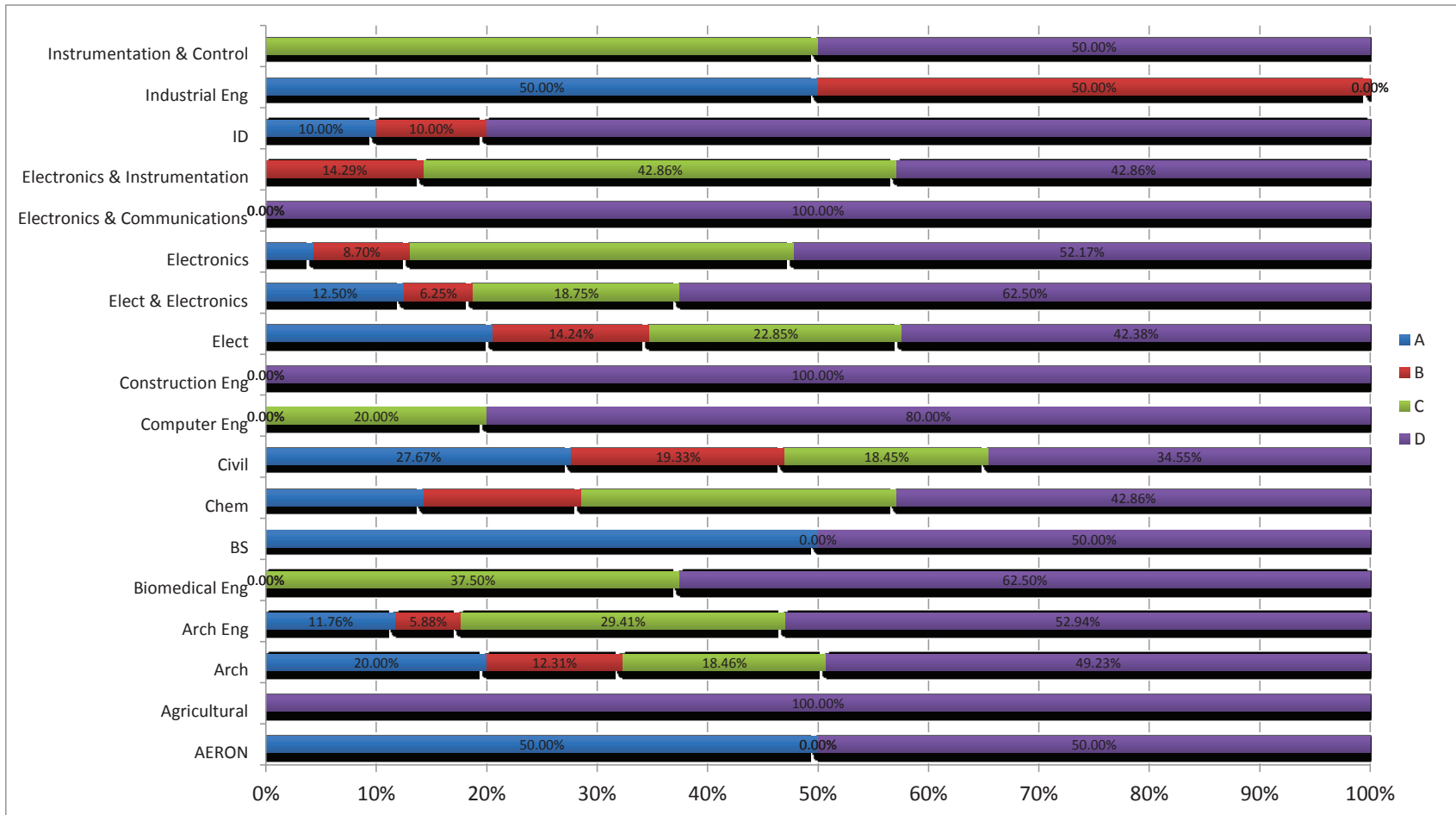
Category / Profession	AERON	Agricultural	Arch	Arch Eng	Biomedical Eng	BS	Chem	Civil	Computer Eng	Construction Eng	Elect	Elect & Electronics	Electronics	Electronics & Communications	Electronics & Instrumentation	ID	Industrial Eng	Instrumentation & Control	Marine	Mech	Mechatronics	Total
A	1	0	13	2	0	1	1	189	0	0	62	2	1	0	0	1	2	0	2	44	0	321
B	0	0	8	1	0	0	1	132	0	0	43	1	2	0	1	1	2	0	1	56	1	250
C	0	0	12	5	6	0	2	126	1	0	69	3	8	0	3	0	0	1	0	33	0	269
D	1	2	32	9	10	1	3	236	4	2	128	10	12	1	3	8	0	1	0	111	5	579
Total	2	2	65	17	16	2	7	683	5	2	302	16	23	1	7	10	4	2	3	244	6	1419

Category / Profession	Planning Eng	QS	Safety & Fire	Naval Arch	Electronics & Communication	Instrumentation	Technology Eng (Mech)	Production	Telecommunication Eng	Project Manager (Arch)	Instrumentation & Industrial	Metallurgical	Elect & electronic	Industrial Production Eng	Informatics Eng	Bldg & Const Manag.	Landscap e Arch	Building Construction	Electronic	Urban & Regional Planner	Total	Sub Total
A	1	1	0	0	0	0	0	0	0	0	0	1	0	0	0	0	0	0	1	0	4	325
B	0	0	0	1	2	0	0	0	1	0	0	0	0	1	0	0	0	0	0	0	5	255
C	0	0	1	0	3	1	1	1	0	1	0	3	0	0	0	0	1	0	0	0	12	281
D	0	1	0	0	22	1	0	0	2	0	1	0	1	0	1	1	0	1	0	1	32	611
Total	1	2	1	1	27	2	1	1	3	1	1	4	1	1	1	1	1	1	1	1	53	1472
																					Sub Total	1472

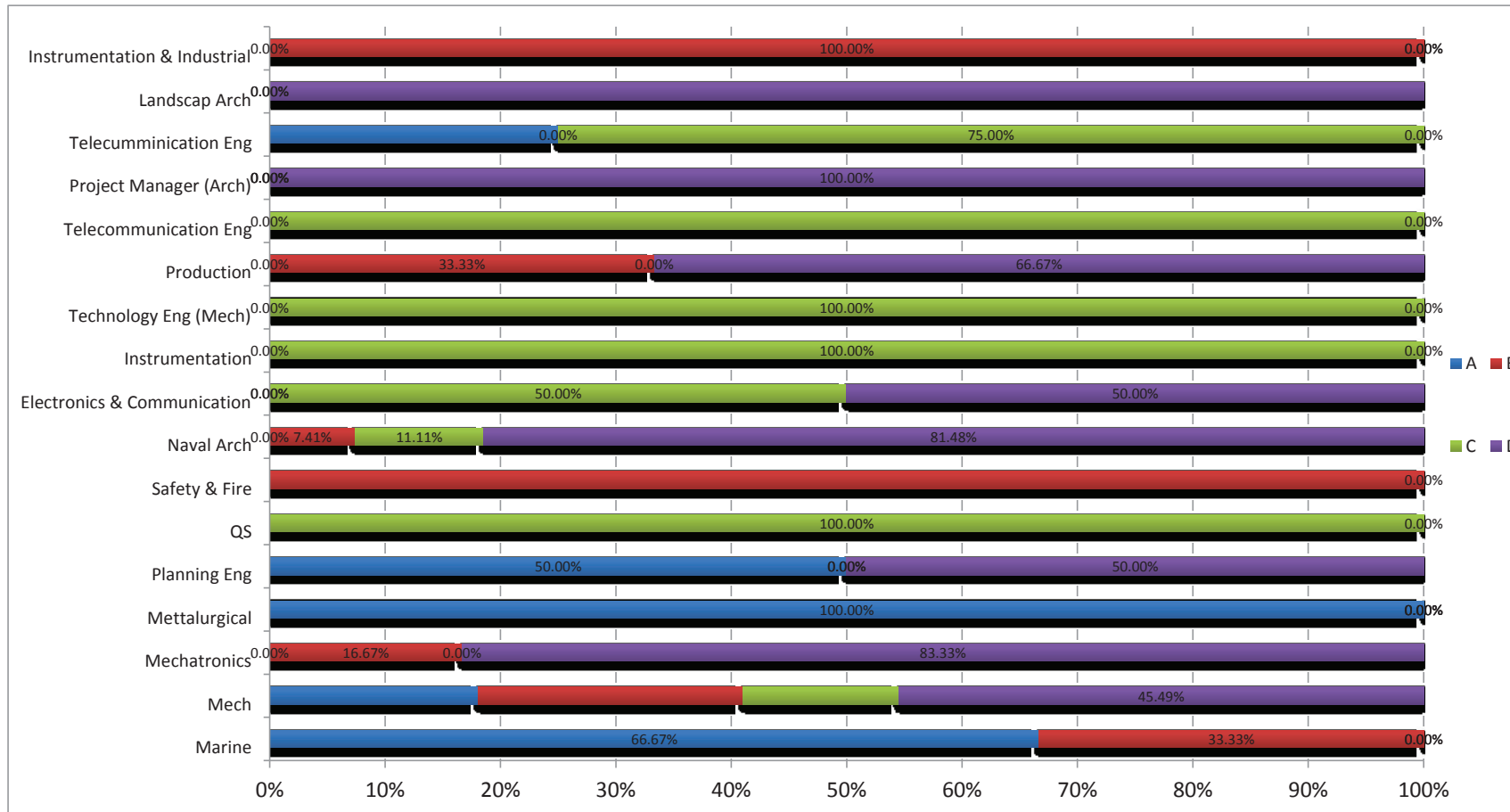
Category / Profession	AERON	Agricultural	Arch	Arch Eng	Biomedical Eng	BS	Chem	Civil	Computer Eng	Construction Eng	Elect	Elect & Electronics	Electronics	Electronics & Communications	Electronics & Instrumentation	ID	Industrial Eng	Instrumentation & Control	Marine	Mech	Mechatronics
A	50.00%	0.00%	20.00%	11.76%	0.00%	50.00%	14.29%	27.67%	0.00%	0.00%	20.53%	12.50%	4.35%	0.00%	0.00%	10.00%	50.00%	0.00%	66.67%	18.03%	0.00%
B	0.00%	0.00%	12.31%	5.88%	0.00%	0.00%	14.29%	19.33%	0.00%	0.00%	14.24%	6.25%	8.70%	0.00%	14.29%	10.00%	50.00%	0.00%	33.33%	22.95%	16.67%
C	0.00%	0.00%	18.46%	29.41%	37.50%	0.00%	28.57%	18.45%	20.00%	0.00%	22.85%	18.75%	34.78%	0.00%	42.86%	0.00%	0.00%	50.00%	0.00%	13.52%	0.00%
D	50.00%	100.00%	49.23%	52.94%	62.50%	50.00%	42.86%	34.55%	80.00%	100.00%	42.38%	62.50%	52.17%	100.00%	42.86%	80.00%	0.00%	50.00%	0.00%	45.49%	83.33%
Total	100%	100%	100%	100%	100%	100%	100%	100%	100%	100%	100%	100%	100%	100%	100%	100%	100%	100%	100%	100%	100%


Category / Profession	Planning Eng	QS	Safety & Fire	Naval Arch	Electronics & Communication	Instrumentation	Technology Eng (Mech)	Production	Telecommunication Eng	Project Manager (Arch)	Instrumentation & Industrial	Metallurgical	Elect & electronic	Industrial Production Eng	Informatics Eng	Bldg & Const Manag.	Landscap e Arch	Building Construction	Electronic	Urban & Regional Planner
A	100.00%	50.00%	0.00%	0.00%	0.00%	0.00%	0.00%	0.00%	0.00%	0.00%	0.00%	25.00%	0.00%	0.00%	0.00%	0.00%	0.00%	0.00%	100.00%	0.00%
B	0.00%	0.00%	0.00%	100.00%	7.41%	0.00%	0.00%	0.00%	33.33%	0.00%	0.00%	0.00%	0.00%	100.00%	0.00%	0.00%	0.00%	0.00%	0.00%	0.00%
C	0.00%	0.00%	100.00%	0.00%	11.11%	50.00%	100.00%	100.00%	0.00%	100.00%	0.00%	75.00%	0.00%	0.00%	0.00%	0.00%	100.00%	0.00%	0.00%	0.00%
D	0.00%	50.00%	0.00%	0.00%	81.48%	50.00%	0.00%	0.00%	66.67%	0.00%	100.00%	0.00%	100.00%	0.00%	100.00%	100.00%	0.00%	100.00%	0.00%	100.00%
Total	100%	100%	100%	100%	100%	100%	100%	100%	100%	100%	100%	100%	100%	100%	100%	100%	100%	100%	100%	100%

DISTRIBUTION OF ENGINEER'S CATEGORIES OVER ENGINEERING PROFESSIONS FOR LICENSED ENGINEERS WITH CONTRACTORS AS AT JUNE 2015



DISTRIBUTION OF ENGINEER'S CATEGORIES OVER ENGINEERING PROFESSIONS FOR LICENSED ENGINEERS WITH CONTRACTORS AS AT JUNE 2015





14 Floor, Sehab Executive Tower (A)
Al Seef District, P.O. Box 167 Manama - Kingdom of Bahrain
Tel : +973 17996350 Fax: +973 17536371